

# Make Your Home Safe With Sturdy Brass Railing

Chart A: Tubing 10 feet and over ships freight.

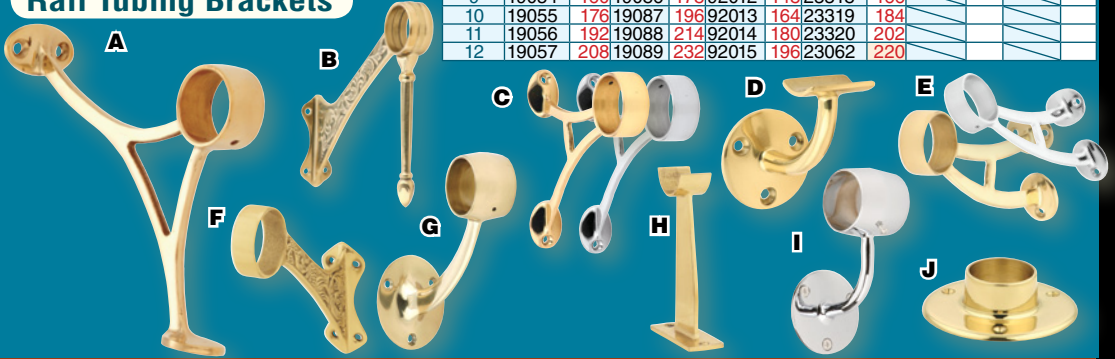
A. Brass Railing Tubing In Polished, RSF and Chrome finishes. Useful tubing elements serve as handrails, footrails or floor posts. Available in 1 1/2" & 2" dia.

**COMPONENTS** See chart A for tubing. See chart below for components.

Item	Dia. In.	Fin.	\$
19060	1 1/2	RSF	30
18960	1 1/2	P/Br	29
19113	2	RSF	33
18963	2	P/Br	32
19049	1 1/2	RSF	73
18606	1 1/2	P/Br	71
19090	2	RSF	86
18592	2	P/Br	84
19061	1 1/2	RSF	36
18958	1 1/2	P/Br	35
19611	2	Chr	44
19108	2	RSF	33
18961	2	P/Br	32
19569	2	Chr	40
19062	1 1/2	RSF	24
95984	1 1/2	P/Br	27
19613	2	Chr	32
19110	2	RSF	22
23067	2	P/Br	21
19590	2	Chr	31
19059	1 1/2	RSF	24
18959	1 1/2	P/Br	24
19612	2	Chr	45
19109	2	RSF	34
18962	2	P/Br	33
19589	2	Chr	45
19111	2	RSF	73
18596	2	P/Br	72
19051	1 1/2	RSF	49
18608	1 1/2	P/Br	48
19614	2	Chr	60
18594	2	P/Br	48
19588	2	Chr	64
18595	2	P/Br	30
19114	2	RSF	34
17937	2	P/Br	48
17936	2	RSF	48
19508	2	Chr	42
<b>4" dia. flange</b>			
29068	1 1/2	RSF	30
22990	1 1/2	P/Br	29
19610	2	Chr	35
<b>5" dia. flange</b>			
19068	1 1/2	RSF	30
19107	1 1/2	RSF	36
23050	2	P/Br	35
19587	2	Chr	39

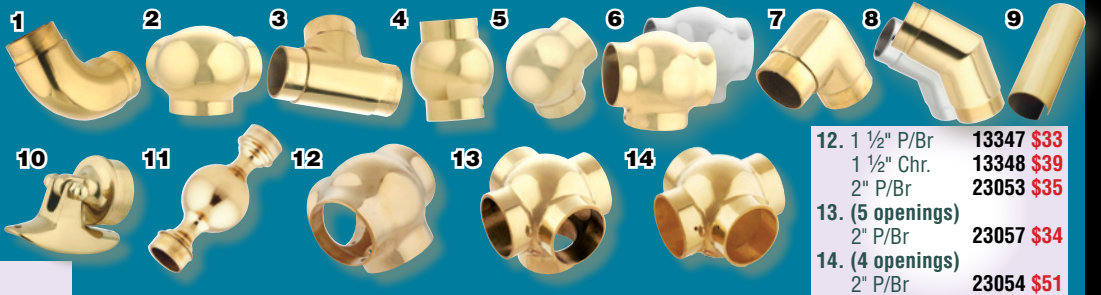
Feet Tubing Length	Diameter Inches											
	RSF 1 1/2 Brass	\$	RSF 2 Brass	\$	P 1 1/2 Brass	\$	P 2 Brass	\$	1 1/2 Chr	2 Chr	\$	
1	19072	24	19078	26	95994	20	23310	22	19571	26	19551	28
2	19073	48	19079	52	95995	36	23311	40	19572	46	19552	48
3	19074	64	19080	70	95996	52	23312	58	19573	68	19553	72
4	19075	80	19081	88	95997	68	23313	76	19574	90	19554	96
5	19076	96	19082	106	95998	84	23314	94	19575	112	19555	120
6	19077	112	19083	124	95999	100	23315	112				
7	19078	128	19084	142	92010	116	23316	130				
8	19053	144	19085	160	92011	132	23317	148				
9	19054	160	19086	178	92012	148	23318	166				
10	19055	176	19087	196	92013	164	23319	184				
11	19056	192	19088	214	92014	180	23320	202				
12	19057	208	19089	232	92015	196	23062	220				

## Rail Tubing Brackets



## Connectors

Fits Tubing Dia. In.	1	\$	2	\$	3	\$	4	\$	5	\$	6	\$	7	\$	8	\$	9	\$	10	\$	11	\$
1 1/2 RSF	19071	33	19063	41	19046	22	19043	26	19069	37	19070	54	19045	33	19064	33			19065	40	19044	30
1 1/2 P/Br	95993	32	95985	40	18603	20	18600	25	95991	36	95992	53	18602	32	95986	32	97186	36	95987	39	18601	31
1 1/2 Chr	19409	39	19451	45	19509	26	19520	26	19593	39	19609	45	19523	26	19599	37			19637	46	19639	36
2 RSF	19106	33	19103	50	19102	51	19093	34	19094	37	19105	39	19091	33	19101	33			19104	43	19092	34
2 P/Br	22090	32	23056	49	18589	50	18586	33	23055	36	23052	38	18588	32	22091	32	97187	39	23047	42	18587	33
2 Chr	18006	41	18013	57	18020	26	18028	34	19564	44	19568	59	18029	40	19567	40			18053	50	18054	40



12. 1 1/2" P/Br	13347	\$33
1 1/2" Chr.	13348	\$39
2" P/Br	23053	\$35
13. (5 openings)		
2" P/Br	23057	\$34
14. (4 openings)		
2" P/Br	23054	\$51

**Monkey Elbow Bracket**  
Fits 2" rail, 6"h x 4 1/2"w  
95968 P/Brass \$65



**Mythical Griffin**  
Footrail bracket fits 2" rail.  
10"h x 2 1/4"proj.  
21739 Chrome \$149  
21965 P/Br \$116  
22116 RSF \$124



**Winged Pegasus**  
Footrail bracket fits 2" rail.  
10 3/4"h x 2 1/2"proj.  
19591 Chrome \$149

**Simichrome Polish.** Cleans, polishes and protects finish on copper, brass, silver and nickel.  
250 gram can 41002 \$69



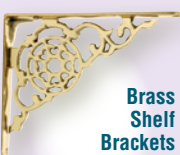
## End Caps

Fits Tubing Dia. In.	1	\$	2	\$	3	\$	4	\$	5	\$	6	\$
RSF	19047	14	19066	35	19067	16	19058	44	19048	23		
P/Br	18604	13	95988	34	95989	15	95980	43	18605	22		
Chr	19598	17	19595	41	19596	17	19594	64	19597	11	19118	30
RSF	19099	15	19096	40	19097	17	19095	58	19098	23	19100	38
P/Br	18590	12	23048	39	23066	16	23069	57	18591	22	18593	35
Chr	19585	18	19565	42	19566	18	19584	64	19570	14	19133	42



## Brackets

**Install Shelves Where You Want!**  
These Victorian shelf brackets organize & make any room elegant. Mounting screws included.



**Brass Shelf Brackets**  
4 7/8"h x 6 1/8" proj.  
RSF  
23217 \$54 pair




**Wrought Iron, RSF**  
6 7/8"h x 8 1/2" proj.  
14377 \$19 pair

**Black Aluminum Shelf Brackets**  
7"h x 5" proj. RSF Alum. 19527 \$23 pair  
8 3/4"h x 7" proj. RSF Alum. 19528 \$23 pair



**Bracket Leaf & Vine**  
8 3/4"h x 7" proj.  
Black RSF Alum.  
19529 \$23 pair

## Handrail Brackets



**Wrought Iron, RSF**  
3"h x 2"w x 3" proj.  
16042 \$19

**Brass**  
3 1/2"h x 2"w x 6" proj.  
"U" bracket incl.  
20626 \$30